

EANCOM[®] 2002 S3

MSCONS

Metered services consumption report message

Edition 2016

1. Introduction.....	2
2. Message Structure Chart	3
3. Branching Diagram.....	4
4. Segments Description	8
5. Segments Layout.....	11
6. Example(s)	50

1. Introduction

Status

MESSAGE TYPE : MSCONS
REFERENCE DIRECTORY : D.01B
EANCOM® SUBSET VERSION : 004

Definition

A Metered Services Consumption Report is a communication between trading parties, or their agents, providing consumption and where required associated technical information at a location(s) for a product(s) or service(s) where the supply is recorded using a meter(s).

Principles

- At least one delivery party (premise) shall be identified per message.
- Each Metered Services Consumption Report will define the period of time for which the details contained are valid.
- A Metered Services Consumption Report may be used to provide consumption information which may directly relate to other business functions, e.g. invoicing or process control.
- A Metered Services Consumption Report may be sent by the buyer or the seller to the other party.
- Metered Services Consumption Reports will be provided for premises as defined by trading partners.
- Locations, products and/or services, and meters shall be identified where ever possible within the report using the EAN.UCC numbering system to facilitate automatic processing.
- The Metered Services Consumption Report may be transmitted at any time and may be related directly to either a delivery(ies) and/or an invoice. A Metered Services Consumption Report when used to support the financial information contained in an invoice may only relate to one invoice. A Metered Services Consumption Report when used to indicate consumption or qualitative information may relate to one or many delivery parties (premises).

2. Message Structure Chart

Metered Services Consumption Report Heading Section

UNH	1	M	1	- Message header
BGM	2	M	1	- Beginning of message
DTM	3	M	9	- Date/time/period
SG1		C	9	- RFF-DTM
RFF	4	M	1	- Reference
DTM	5	C	9	- Date/time/period
SG2		C	99	- NAD-SG3-SG4
NAD	6	M	1	- Name and address
SG3		C	9	- RFF
RFF	7	M	1	- Reference
SG4		C	9	- CTA-COM
CTA	8	M	1	- Contact information
COM	9	C	9	- Communication contact

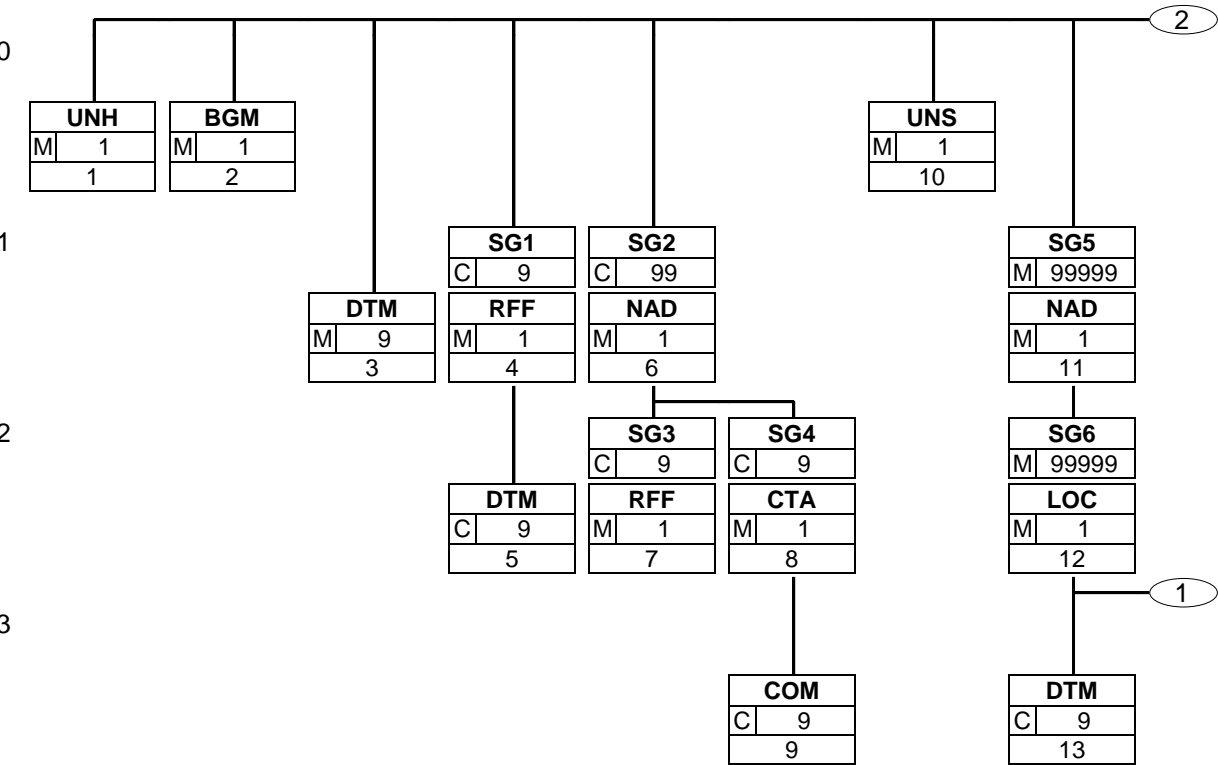
Metered Services Consumption Report Detail Section

UNS	10	M	1	- Section control
SG5		M	99999	- NAD-SG6
NAD	11	M	1	- Name and address
SG6		M	99999	- LOC-DTM-SG7-SG8-SG9
LOC	12	M	1	- Place/location identification
DTM	13	C	9	- Date/time/period
SG7		C	99	- RFF-DTM
RFF	14	M	1	- Reference
DTM	15	C	9	- Date/time/period
SG8		C	99	- CCI-DTM
CCI	16	M	1	- Characteristic/class id
DTM	17	C	99	- Date/time/period
SG9		C	99999	- LIN-PIA-IMD-PRI-NAD-MOA-SG10-SG11
LIN	18	M	1	- Line item
PIA	19	C	9	- Additional product id
IMD	20	C	9	- Item description
PRI	21	C	9	- Price details
NAD	22	C	9	- Name and address
MOA	23	C	9	- Monetary amount
SG10		M	9999	- QTY-DTM
QTY	24	M	1	- Quantity
DTM	25	C	9	- Date/time/period
SG11		C	99	- CCI-MEA-DTM
CCI	26	M	1	- Characteristic/class id
MEA	27	C	99	- Measurements
DTM	28	C	9	- Date/time/period

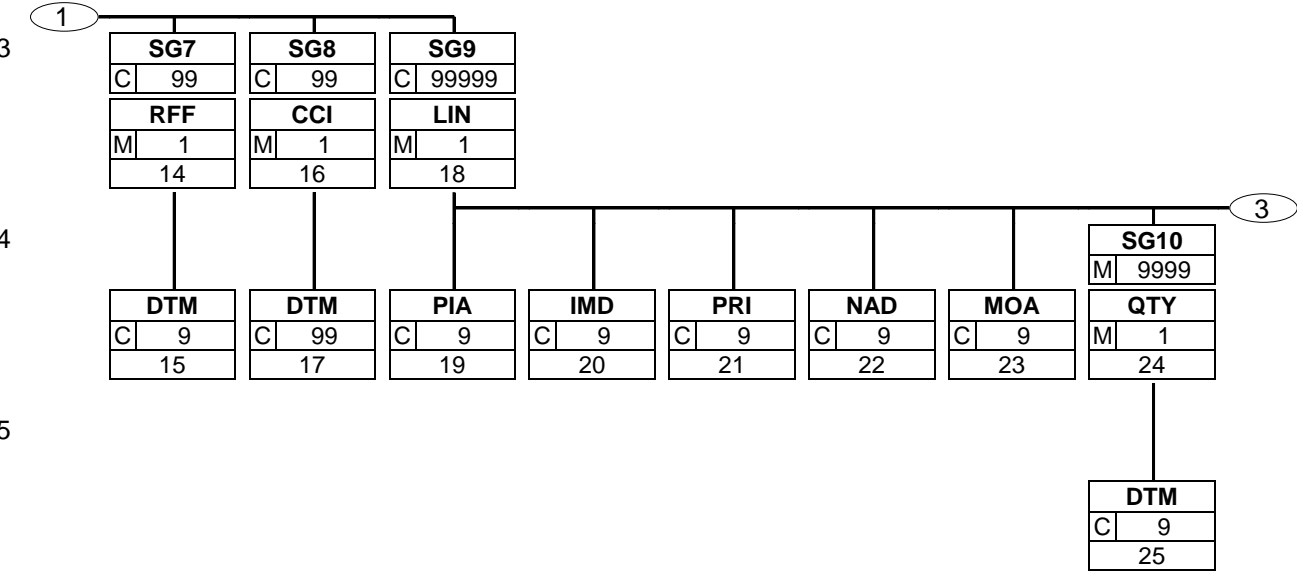
Metered Services Consumption Report Summary Section

CNT	29	C	99	- Control total
UNT	30	M	1	- Message trailer

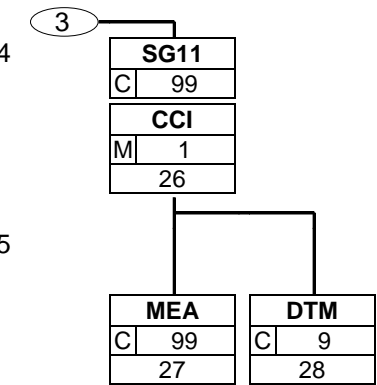
3. Branching Diagram



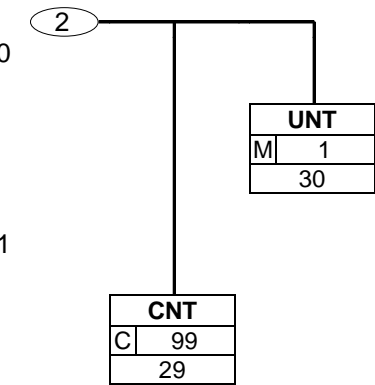
3. Branching Diagram



3. Branching Diagram



3. Branching Diagram



4. Segments Description

Metered Services Consumption Report Heading Section

UNH - M 1	- Message header This segment is used to head, identify and specify a message.
BGM - M 1	- Beginning of message This segment is used to indicate the type and function of a message and to transmit the identifying number.
DTM - M 9	- Date/time/period This segment is used to specify the date of the metered services consumption report message.
SG1 - C 9	- RFF-DTM A group of segments providing references and any applicable dates related to the whole message. These references may be overridden at detail level in segment group 7 when the same qualifiers are used.
RFF - M 1	- Reference This segment is used to identify references which are valid for the complete metered services consumption report. References provided here may be overridden at detail level through the use of the RFF segment in group 7 when the same qualifiers are used.
DTM - C 9	- Date/time/period This segment is used to specify dates relating to the references given in the previous RFF segment.
SG2 - C 99	- NAD-SG3-SG4 A group of segments identifying the parties involved in the transaction, reference numbers associated with the parties, and any contact points and numbers.
NAD - M 1	- Name and address This segment is used to identify the parties involved in the metered services consumption report message. The identification of the buyer and supplier is mandatory in the metered services consumption report.
SG3 - C 9	- RFF A segment group providing reference numbers related to the parties identified in the NAD segment.
RFF - M 1	- Reference This segment is used to identify references related to the party detailed in the NAD segment.
SG4 - C 9	- CTA-COM A group of segments giving contact details of the specific person or department within the party identified in the NAD segment.
CTA - M 1	- Contact information This segment is used to identify departments and/or persons within the party specified in the NAD.
COM - C 9	- Communication contact This segment is used to identify the communications number and the type of communications used for the contact identified in the CTA segment.

Metered Services Consumption Report Detail Section

UNS - M 1	- Section control This segment is used to identify the break between the message header and message detail sections.
-----------	---

4. Segments Description

SG5 - M 99999	- NAD-SG6
	A group of segments identifying the delivery party (premise) and the meter for which consumption is being reported. This segment group is the trigger segment group to the detail section of the message and must be included at least once.
NAD - M 1	- Name and address
	This segment is used to identify the delivery party (premise) for which consumption information is being provided. For the purpose of this message a premise may be either a physical location where meters are found or an entity within an organisation (e.g. sales department) which issues credit or charge cards to their representatives for the procurement of metered products, i.e. telephone calls, gasoline products, etc.
SG6 - M 99999	- LOC-DTM-SG7-SG8-SG9
	A group of segments identifying the meter being reported, the date of the meter read, associated references, the physical characteristics of the meter, and the product or service for which consumption information is being reported.
LOC - M 1	- Place/location identification
	This segment is used to identify the location of a meter within the premise identified in the previous NAD segment. The location of a meter may be a fixed location identified by a Global Location Number GLN or an identity number assigned to a 'moving' meter, e.g. credit card number.
DTM - C 9	- Date/time/period
	This segment is used to specify any dates associated with the meter identified in the LOC segment.
SG7 - C 99	- RFF-DTM
	A group of segments for specifying any references and associated dates valid for the meter identified in the LOC segment.
RFF - M 1	- Reference
	This segment is used to identify any references associated with the currently identified meter. References provided here which use the same qualifier as that used in the RFF segment in the heading section will override the reference provided in the heading section for this meter only.
DTM - C 9	- Date/time/period
	This segment is used to specify dates relating to the references given in the previous RFF segment.
SG8 - C 99	- CCI-DTM
	A group of segments used to provide characteristic information and associated dates for the current meter.
CCI - M 1	- Characteristic/class id
	This segment is used to specify the characteristics of the currently identified meter or product supplied on the meter.
DTM - C 99	- Date/time/period
	This segment is used to specify dates relating to the characteristics of the meter specified in the previous CCI segment.
SG9 - C 99999	- LIN-PIA-IMD-PRI-NAD-MOA-SG10-SG11
	A group of segments providing details of the metered products or services, quantities, characteristics, and any associated dates.
LIN - M 1	- Line item
	This segment is used to identify a product for which consumption or qualitative information is being provided.

4. Segments Description

PIA - C 9	- Additional product id This segment is used to specify additional or substitutional item identification codes such as a buyer's or supplier's item number.
IMD - C 9	- Item description This segment is used to describe the current line item.
PRI - C 9	- Price details This segment specifies pricing information relevant to the current line item.
NAD - C 9	- Name and address This segment is used to identify parties related to the current product or service, e.g. the seller (service station) of gasoline products, the party which accepts or receives a telephone call.
MOA - C 9	- Monetary amount This segment is used to specify the monetary value of the current product or service, e.g. the total cost of long distance telephone calls.
SG10 - M 9999	- QTY-DTM A group of segments providing details of the meter read, consumption, correction quantities, and any associated dates.
QTY - M 1	- Quantity This segment is used to specify quantities related to the current line item.
DTM - C 9	- Date/time/period This segment is used to specify any dates and or times related to the quantity specified in the previous QTY segment.
SG11 - C 99	- CCI-MEA-DTM A group of segments providing characteristic details, measurements, and dates related to the details for the currently identified line item.
CCI - M 1	- Characteristic/class id This segment is used to specify the characteristics of the current line item, the currently identified meter or product supplied on the meter.
MEA - C 99	- Measurements This segment is used to specify any measurements related to the currently identified product characteristic class and to provide measurements relevant to the characteristics provided for all the reported services (products) in one location.
DTM - C 9	- Date/time/period This segment is used to specify any dates and or times related to the measurements or meter characteristics specified in the current line item characteristics.

Metered Services Consumption Report Summary Section

CNT - C 99	- Control total This is used to provide message control information for checking on the message receivers in-house system.
UNT - M 1	- Message trailer This segment is a mandatory UN/EDIFACT segment. It must always be the last segment in the message.

5. Segments Layout

This section describes each segment used in the EANCOM® Metered services consumption report message. The original EDIFACT segment layout is listed. The appropriate comments relevant to the EANCOM® subset are indicated.

Notes:

1. The segments are presented in the sequence in which they appear in the message. The segment or segment group tag is followed by the (M)andatory / (C)onditional indicator, the maximum number of occurrences and the segment description.
2. Reading from left to right, in column one, the data element tags and descriptions are shown, followed by in the second column the EDIFACT status (M or C), the field format, and the picture of the data elements. These first pieces of information constitute the original EDIFACT segment layout.

Following the EDIFACT information, EANCOM® specific information is provided in the third, fourth, and fifth columns. In the third column a status indicator for the use of (C)onditional EDIFACT data elements (see 2.1 through 2.3 below), in the fourth column the restricted indicator (see point 3 on the following page), and in the fifth column notes and code values used for specific data elements in the message.

- 2.1 (M)andatory data elements in EDIFACT segments retain their status in EANCOM®.
- 2.2 Additionally, there are five types of status for data elements with a (C)onditional EDIFACT status, whether for simple, component or composite data elements. These are listed below and can be identified when relevant by the following abbreviations:

- REQUIRED	R	Indicates that the entity is required and must be sent.
- ADVISED	A	Indicates that the entity is advised or recommended.
- DEPENDENT	D	Indicates that the entity must be sent in certain conditions, as defined by the relevant explanatory note.
- OPTIONAL	O	Indicates that the entity is optional and may be sent at the discretion of the user.
- NOT USED	N	Indicates that the entity is not used and should be omitted.

- 2.3 If a composite is flagged as **N, NOT USED**, all data elements within that composite will have blank status indicators assigned to them.
3. Status indicators detailed in the fourth column which directly relate to the code values detailed in the fifth **column** may have two values:

- RESTRICTED	*	A data element marked with an asterisk (*) in the fourth column indicates that the listed codes in column five are the only codes available for use with this data element, in this segment, in this message.
- OPEN		All data elements where coded representation of data is possible and a restricted set of code values is not indicated are open (no asterisk in fourth column). The available codes are listed in the EANCOM® Data Elements and Code Sets Directory. Code values may be given as examples or there may be a note on the format or type of code to be used.

4. Different colours are used for the code values in the segment details: restricted codes are in red and open codes in blue.

5. Segments Layout

Segment number: 1

UNH - M 1 - Message header				
Function: To head, identify and specify a message.				
	EDIFACT	GS1	*	Description
0062 Message reference number	Man..14	M		Senders unique message reference. Sequence number of messages in the interchange. DE 0062 in UNT will have the same value. Generated by the sender.
S009 MESSAGE IDENTIFIER	M	M		
0065 Message type	Man..6	M	*	MSCONS = Metered services consumption report message
0052 Message version number	Man..3	M	*	D = Draft version/UN/EDIFACT Directory
0054 Message release number	Man..3	M	*	01B = Release 2001 - B
0051 Controlling agency	Man..2	M	*	UN = UN/CEFACT
0057 Association assigned code	C an..6	R	*	EAN004 = GS1 version control number (GS1 Permanent Code) Indicates that the message is the EANCOM version 004 of the Metered Services Consumption Report message.
0068 Common access reference	C an..35	N		
S010 STATUS OF THE TRANSFER	C	N		
0070 Sequence of transfers	Mn..2			
0073 First and last transfer	C a1			
Segment Notes: This segment is used to head, identify and specify a message. DE's 0065, 0052, and 0054: Indicate that the message is a UNSM Metered Services Consumption Report based on the D.01B directory. Example: UNH+1+MSCONS:D:01B:UN:EAN004'				

5. Segments Layout

Segment number: 2

BGM - M 1 - Beginning of message				
Function: To indicate the type and function of a message and to transmit the identifying number.				
		EDIFACT	GS1	* Description
C002	DOCUMENT/MESSAGE NAME	C	R	
1001	Document name code	C an..3	R	* <p>94E = Metered services consumption report invoice support (GS1 Temporary Code) 99E = Metered services consumption report (GS1 Temporary Code)</p> <p>It is of critical importance to use the appropriate document name qualifier relevant to the message. Code values 94E and 99E for this DE are temporary. Appropriate EDIFACT code values will be requested by GS1. In data element 3055 the code value '9' identifying GS1 must be used to signify that the code value is an GS1 specific value.</p> <p>For application routing purposes users may decide which value to use in data element 1001. Code value 99E is used to provide metered services consumption and quality data for multiple premises in support of consumption related information. This consumption and quality information may be routed towards process control, energy management, or other technical systems. Code value 94E is used to provide metered services consumption data for a single premise and will be routed to financial systems.</p>
1131	Code list identification code	C an..17	N	
3055	Code list responsible agency code	C an..3	R	* <p>9 = GS1</p>
1000	Document name	C an..35	O	
C106	DOCUMENT/MESSAGE IDENTIFICATION	C	R	
1004	Document identifier	C an..35	R	<p>Metered services consumption report number assigned by document sender.</p> <p>For global unique identification of documents Global Document Type Identifier (GDTI) is available.</p>
1056	Version identifier	C an..9	N	
1060	Revision identifier	C an..6	N	

5. Segments Layout

1225	Message function code	C an..3	R	*	<p>5 = Replace 7 = Duplicate 9 = Original 31 = Copy</p> <p>The message function, coded is a critical data element in this segment. It applies to all data indicated in the message. The following definitions apply for the restricted codes:</p> <p>5 = Replace - Cancel the original metered services consumption report and replace with this report (original report reference is specified in RFF SG1). 7 = Duplicate - Retransmission involving the same parties, on the specific request of the receiver. 9 = Original - An original transmission of a metered services consumption report.</p>
------	-----------------------	---------	---	---	---

5. Segments Layout

Segment number: 2

	EDIFACT	GS1	*	Description
				31 = Copy - Copy of the metered services consumption report for a third party for information purposes.
4343 Response type code	C an..3	N		
<p>Segment Notes:</p> <p>This segment is used to indicate the type and function of a message and to transmit the identifying number.</p> <p>Example:</p> <p>BGM+99E::9+AW5235+9'</p>				

5. Segments Layout

Segment number: 3

DTM - M 9 - Date/time/period					
Function: To specify date, and/or time, or period.					
		EDIFACT	GS1	*	Description
C507	DATE/TIME/PERIOD	M	M		
2005	Date or time or period function code qualifier	Man..3	M	*	35 = Delivery date/time, actual 137 = Document/message date/time
2380	Date or time or period value	C an..35	R		
2379	Date or time or period format code	C an..3	R		102 = CCYYMMDD 203 = CCYYMMDDHHMM 718 = CCYYMMDD-CCYYMMDD
Segment Notes: This segment is used to specify the date of the metered services consumption report message. DE 2005: Identification of the 'Document/message date/time' (code value 137) is mandatory in an EANCOM message. Example: DTM+137:20020212:102' DTM+35:2002021220020312:718' This example relates to a service supplied during the period from the 12th February 2002 to the 12th March 2002.					

5. Segments Layout

Segment number: 4

SG1		- C	9 - RFF-DTM		
RFF		- M	1 - Reference		
Function:					
To specify a reference.					
		EDIFACT	GS1	*	Description
C506	REFERENCE	M	M		
1153	Reference code qualifier	M an..3	M		CT = Contract number DQ = Delivery note number IV = Invoice number MSC = Metered services consumption report (GS1 Temporary Code) ON = Order number (buyer)
1154	Reference identifier	C an..70	R		
1156	Document line identifier	C an..6	N		
4000	Reference version identifier	C an..35	N		
1060	Revision identifier	C an..6	N		
Segment Notes:					
This segment is used to identify references which are valid for the complete metered services consumption report. References provided here may be overridden at detail level through the use of the RFF segment in group 7 when the same qualifiers are used.					
Example:					
RFF+CT:1024511'					

5. Segments Layout

Segment number: 5

SG1	- C	9 - RFF-DTM			
DTM	- C	9 - Date/time/period			
Function:					
To specify date, and/or time, or period.					
	EDIFACT	GS1	*	Description	
C507	DATE/TIME/PERIOD	M	M		
2005	Date or time or period function code qualifier	M an..3	M	*	171 = Reference date/time
2380	Date or time or period value	C an..35	R		
2379	Date or time or period format code	C an..3	R		102 = CCYYMMDD 203 = CCYYMMDDHHMM
Segment Notes:					
This segment is used to specify dates relating to the references given in the previous RFF segment.					
Example:					
DTM+171:20020804:102'					

5. Segments Layout

Segment number: 6

SG2	- C	99 - NAD-SG3-SG4			
NAD	- M	1 - Name and address			
Function: To specify the name/address and their related function, either by C082 only and/or unstructured by C058 or structured by C080 thru 3207.					
		EDIFACT	GS1	*	Description
3035	Party function code qualifier	M an..3	M		BY = Buyer II = Issuer of invoice IV = Invoicee SR = Supplier's agent/representative SU = Supplier
C082	PARTY IDENTIFICATION DETAILS	C	A		
3039	Party identifier	M an..35	M		For identification of parties it is recommended to use GLN - Format n13.
1131	Code list identification code	C an..17	N		
3055	Code list responsible agency code	C an..3	R	*	9 = GS1
C058	NAME AND ADDRESS	C	O		This composite may only be used to fulfill the requirements of directive 2003/58/EC, article 4.
3124	Name and address description	M an..35	M		
3124	Name and address description	C an..35	N		
3124	Name and address description	C an..35	N		
3124	Name and address description	C an..35	N		
3124	Name and address description	C an..35	C		
C080	PARTY NAME	C	D		
3036	Party name	M an..35	M		Party Name in clear text.
3036	Party name	C an..35	O		
3036	Party name	C an..35	O		
3036	Party name	C an..35	O		
3036	Party name	C an..35	O		
3045	Party name format code	C an..3	O		
C059	STREET	C	D		
3042	Street and number or post office box identifier	M an..35	M		Building Name/Number and Street Name
3042	Street and number or post office box identifier	C an..35	O		
3042	Street and number or post office box identifier	C an..35	O		
3042	Street and number or post office box identifier	C an..35	O		
3164	City name	C an..35	D		City/Town name, clear text
C819	COUNTRY SUB-ENTITY DETAILS	C	D		
3229	Country sub-entity name code	C an..9	O		

5. Segments Layout

Segment number: 6

		EDIFACT	GS1	*	Description
1131	Code list identification code	C an..17	O		
3055	Code list responsible agency code	C an..3	O		
3228	Country sub-entity name	C an..70	O		County/State, clear text.
3251	Postal identification code	C an..17	D		Postal Code
3207	Country name code	C an..3	D		ISO 3166 two alpha code

Segment Notes:

This segment is used to identify the parties involved in the metered services consumption report message. The identification of the buyer and supplier is mandatory in the metered services consumption report.

Example:

NAD+BY+5071615111110::9'

NAD+SU+5098765111111::9'

Dependency Notes:

The following composites and data elements are only used when a coded name and address can not be used.

The affected composites and data elements are as follows:

C080 - C059 - 3164 - C819 - 3251 - 3207

5. Segments Layout

Segment number: 7

SG2	- C	99 - NAD-SG3-SG4
SG3	- C	9 - RFF
RFF	- M	1 - Reference

Function:
To specify a reference.

		EDIFACT	GS1	*	Description
C506	REFERENCE	M	M		
1153	Reference code qualifier	M an..3	M	*	YC1 = Additional party identification (GS1 Temporary Code) GN = Government reference number VA = VAT registration number XA = Company/place registration number
1154	Reference identifier	C an..70	R		
1156	Document line identifier	C an..6	N		
4000	Reference version identifier	C an..35	N		
1060	Revision identifier	C an..6	N		

Segment Notes:
This segment is used to identify references related to the party detailed in the NAD segment.

Example:
RFF+YC1:125'

5. Segments Layout

Segment number: 8

SG2	- C	99 - NAD-SG3-SG4
SG4	- C	9 - CTA-COM
CTA	- M	1 - Contact information

Function:				
To identify a person or a department to whom communication should be directed.				
		EDIFACT	GS1	* Description
3139	Contact function code	C an..3	R	
				IC = Information contact
C056	DEPARTMENT OR EMPLOYEE DETAILS	C	O	
3413	Department or employee name code	C an..17	O	
3412	Department or employee name	C an..35	O	

Segment Notes:				
This segment is used to identify departments and/or persons within the party specified in the NAD.				
The Global Location Number GLN - Format n13 - is particularly suitable for this purpose.				
Example:				
CTA+IC+:MARK CARTER'				

5. Segments Layout

Segment number: 9

SG2	- C	99 - NAD-SG3-SG4
SG4	- C	9 - CTA-COM
COM	- C	9 - Communication contact

Function:

To identify a communication number of a department or a person to whom communication should be directed.

		EDIFACT	GS1	*	Description
C076	COMMUNICATION CONTACT	M	M		
3148	Communication address identifier	Man..512	M		
3155	Communication address code qualifier	Man..3	M		EI = EDI EM = Electronic mail TE = Telephone AO = Uniform Resource Location (URL)

Segment Notes:

This segment is used to identify the communications number and the type of communications used for the contact identified in the CTA segment.

Example:

COM+003222271020:TE'

5. Segments Layout

Segment number: 10

UNS - M 1 - Section control				
Function: To separate header, detail and summary sections of a message.				
Notes: 1. To be used by message designers when required to avoid ambiguities. Mandatory only if specified for the type of message concerned.				
	EDIFACT	GS1	*	Description
0081 Section identification	M a l	M	*	D = Header/detail section separation
Segment Notes: This segment is used to identify the break between the message header and message detail sections.				
Example: UNS+D'				

5. Segments Layout

Segment number: 11

SG5		- M	99999 - NAD-SG6		
NAD		- M	1 - Name and address		
Function:					
To specify the name/address and their related function, either by C082 only and/or unstructured by C058 or structured by C080 thru 3207.					
		EDIFACT	GS1	*	Description
3035	Party function code qualifier	M an..3	M	*	DP = Delivery party
C082	PARTY IDENTIFICATION DETAILS	C	A		
3039	Party identifier	M an..35	M		For identification of parties it is recommended to use GLN - Format n13.
1131	Code list identification code	C an..17	N		
3055	Code list responsible agency code	C an..3	R	*	9 = GS1
C058	NAME AND ADDRESS	C	O		This composite may only be used to fulfill the requirements of directive 2003/58/EC, article 4.
3124	Name and address description	M an..35	M		
3124	Name and address description	C an..35	O		
3124	Name and address description	C an..35	O		
3124	Name and address description	C an..35	O		
3124	Name and address description	C an..35	O		
C080	PARTY NAME	C	D		
3036	Party name	M an..35	M		Party Name in clear text.
3036	Party name	C an..35	O		
3036	Party name	C an..35	O		
3036	Party name	C an..35	O		
3036	Party name	C an..35	O		
3045	Party name format code	C an..3	O		
C059	STREET	C	D		
3042	Street and number or post office box identifier	M an..35	M		Building Name/Number and Street Name
3042	Street and number or post office box identifier	C an..35	O		
3042	Street and number or post office box identifier	C an..35	O		
3042	Street and number or post office box identifier	C an..35	O		
3164	City name	C an..35	D		City/Town name, clear text
C819	COUNTRY SUB-ENTITY DETAILS	C	D		
3229	Country sub-entity name code	C an..9	O		
1131	Code list identification code	C an..17	O		
3055	Code list responsible agency code	C an..3	O		

5. Segments Layout

Segment number: 11

	EDIFACT	GS1	*	Description
3228 Country sub-entity name	C an..70	O		County/State, clear text.
3251 Postal identification code	C an..17	D		Postal Code
3207 Country name code	C an..3	D		ISO 3166 two alpha code

Segment Notes:

This segment is used to identify the delivery party (premise) for which consumption information is being provided. For the purpose of this message a premise may be either a physical location where meters are found or an entity within an organisation (e.g. sales department) which issues credit or charge cards to their representatives for the procurement of metered products, i.e. telephone calls, gasoline products, etc.

This segment is the trigger segment to the detail section of the message and must therefore be included at least once in each message.

When the message is used to provide consumption information related to an invoice (using code 94E in the BGM segment) this segment group should only be repeated once. When the message is used to indicate consumption or qualitative information (using the code 99E in the BGM segment) this segment may be repeated to identify each premise for which information is being provided.

Example:

NAD+DP+5071615222229::9'

Dependency Notes:

The following composites and data elements are only used when a coded name and address can not be used.

The affected composites and data elements are as follows:

C080 - C059 - 3164 - C819 - 3251 - 3207

5. Segments Layout

Segment number: 12

SG5	- M	99999 - NAD-SG6
SG6	- M	99999 - LOC-DTM-SG7-SG8-SG9
LOC	- M	1 - Place/location identification

Function:

To identify a place or a location and/or related locations.

		EDIFACT	GS1	*	Description
3227	Location function code qualifier	M an..3	M	*	17E = Location of meter (GS1 Temporary Code)
C517	LOCATION IDENTIFICATION	C	A		
3225	Location name code	C an..25	A		GLN - Format n13
1131	Code list identification code	C an..17	N		
3055	Code list responsible agency code	C an..3	D		9 = GS1 91 = Assigned by supplier or supplier's agent 92 = Assigned by buyer or buyer's agent
3224	Location name	C an..256	O		
C519	RELATED LOCATION ONE IDENTIFICATION	C	O		
3223	First related location name code	C an..25	O		Global Location Number GLN - Format n13
1131	Code list identification code	C an..17	O		
3055	Code list responsible agency code	C an..3	D		9 = GS1
3222	First related location name	C an..70	O		
C553	RELATED LOCATION TWO IDENTIFICATION	C	O		
3233	Second related location name code	C an..25	O		Global Location Number GLN - Format n13
1131	Code list identification code	C an..17	O		
3055	Code list responsible agency code	C an..3	D		9 = GS1
3232	Second related location name	C an..70	O		
5479	Relation code	C an..3	N		

Segment Notes:

This segment is used to identify the location of a meter within the premise identified in the previous NAD segment. The location of a meter may be a fixed location identified by a Global Location Number GLN or an identity number assigned to a 'moving' meter, e.g. credit card number.

Example:

LOC+17E+5071615333338::9'

5. Segments Layout

Segment number: 13

SG5	- M	99999 - NAD-SG6
SG6	- M	99999 - LOC-DTM-SG7-SG8-SG9
DTM	- C	9 - Date/time/period

Function:

To specify date, and/or time, or period.

		EDIFACT	GS1	*	Description
C507	DATE/TIME/PERIOD	M	M		
2005	Date or time or period function code qualifier	M an..3	M	*	263 = Invoicing period 273 = Validity period 367 = Previous meter reading date 368 = Latest meter reading date
2380	Date or time or period value	C an..35	R		
2379	Date or time or period format code	C an..3	R		102 = CCYYMMDD 203 = CCYYMMDDHHMM 718 = CCYYMMDD-CCYYMMDD

Segment Notes:

This segment is used to specify any dates associated with the meter identified in the LOC segment.

Example:

DTM+367:20020104:102'

5. Segments Layout

Segment number: 14

SG5	- M	99999 - NAD-SG6
SG6	- M	99999 - LOC-DTM-SG7-SG8-SG9
SG7	- C	99 - RFF-DTM
RFF	- M	1 - Reference

Function:
To specify a reference.

	EDIFACT	GS1	*	Description
C506 REFERENCE	M	M		
1153 Reference code qualifier	Man..3	M		MSC = Metered services consumption report (GS1 Temporary Code) ON = Order number (buyer) SE = Serial number
1154 Reference identifier	C an..70	R		
1156 Document line identifier	C an..6	O		
4000 Reference version identifier	C an..35	N		
1060 Revision identifier	C an..6	N		

Segment Notes:

This segment is used to identify any references associated with the currently identified meter. References provided here which use the same qualifier as that used in the RFF segment in the heading section will override the reference provided in the heading section for this meter only.

Example:
RFF+SE:2015ACX'
This reference identifies the serial number 2015ACX of the current meter.

5. Segments Layout

Segment number: 15

SG5	- M	99999 - NAD-SG6
SG6	- M	99999 - LOC-DTM-SG7-SG8-SG9
SG7	- C	99 - RFF-DTM
DTM	- C	9 - Date/time/period

Function:
To specify date, and/or time, or period.

		EDIFACT	GS1	*	Description
C507	DATE/TIME/PERIOD	M	M		
2005	Date or time or period function code qualifier	Man..3	M	*	171 = Reference date/time
2380	Date or time or period value	C an..35	R		
2379	Date or time or period format code	C an..3	R		102 = CCYYMMDD 203 = CCYYMMDDHHMM

Segment Notes:
This segment is used to specify dates relating to the references given in the previous RFF segment.

Example:
DTM+171:20020804:102'

5. Segments Layout

Segment number: 16

SG5	- M	99999 - NAD-SG6
SG6	- M	99999 - LOC-DTM-SG7-SG8-SG9
SG8	- C	99 - CCI-DTM
CCI	- M	1 - Characteristic/class id

Function:
To identify and describe a specific characteristic and its relevance for subsequent business processes.

	EDIFACT	GS1	*	Description
7059 Class type code	C an..3	O		8 = Meter 11 = Product
C502 MEASUREMENT DETAILS	C	N		
6313 Measured attribute code	C an..3	O		
6321 Measurement significance code	C an..3			
6155 Non-discrete measurement name code	C an..17			
6154 Non-discrete measurement name	C an..70			
C240 PRODUCT CHARACTERISTIC	C	O		
7037 Characteristic description code	Man..17	M		This data element is used to identify the characteristics of the current meter in coded form. As no EDIFACT code list exists for this data element codes should be allocated depending on the requirements of the user. Should it not be possible to provide a user code in this data element and a free form characteristic description is used in data element 7036, then it is recommended that the code value 'ZZZ' be put in data element 7037 (which is mandatory).
1131 Code list identification code	C an..17	O		
3055 Code list responsible agency code	C an..3	D		60 = Assigned by national trade agency 91 = Assigned by supplier or supplier's agent 92 = Assigned by buyer or buyer's agent
7036 Characteristic description	C an..35	O		This data element is used to provide free form text characteristics for use where no coded values exist in data element 7037.
7036 Characteristic description	C an..35	O		
4051 Characteristic relevance code	C an..3	C		

Segment Notes:
This segment is used to specify the characteristics of the currently identified meter or product supplied on the meter.
Example:
CCI+8++ZZZ::91'
This example indicates for the gas industry that the product characteristic being identified for the product is calorific value through the use of the supplier code value 82.
CCI+8++ZZZ::91:COIN METER TYPE X-14'
This example indicates the characteristic of the meter in free text form because no code value exists.

5. Segments Layout

Segment number: 17

SG5	- M	99999 - NAD-SG6
SG6	- M	99999 - LOC-DTM-SG7-SG8-SG9
SG8	- C	99 - CCI-DTM
DTM	- C	99 - Date/time/period

Function:
To specify date, and/or time, or period.

		EDIFACT	GS1	*	Description
C507	DATE/TIME/PERIOD	M	M		
2005	Date or time or period function code qualifier	M an..3	M	*	7 = Effective date/time 18 = Installation date/time/period 94 = Production/manufacture date
2380	Date or time or period value	C an..35	R		
2379	Date or time or period format code	C an..3	R		102 = CCYYMMDD 203 = CCYYMMDDHHMM

Segment Notes:

This segment is used to specify dates relating to the characteristics of the meter specified in the previous CCI segment.

Example:
DTM+18:19970115:102'

5. Segments Layout

Segment number: 18

SG5	- M	99999 - NAD-SG6
SG6	- M	99999 - LOC-DTM-SG7-SG8-SG9
SG9	- C	99999 - LIN-PIA-IMD-PRI-NAD-MOA-SG10-SG11
LIN	- M	1 - Line item

Function:
To identify a line item and configuration.

	EDIFACT	GS1	*	Description
1082 Line item identifier	C an..6	R		Application generated number of the item lines within the metered services consumption report message.
1229 Action request/notification description code	C an..3	N		
C212 ITEM NUMBER IDENTIFICATION	C	D		This composite is only used for the identification of GS1 codes. If another coding structure is required, e. g., supplier codes, this composite will not be used and the code will be detailed in the PIA segment.
7140 Item identifier	C an..35	R		GTIN - Format n13 - this is the number of the metered products or services.
7143 Item type identification code	C an..3	R	*	SRV = GS1 Global Trade Item Number
1131 Code list identification code	C an..17	N		
3055 Code list responsible agency code	C an..3	N		
C829 SUB-LINE INFORMATION	C	D		
5495 Sub-line indicator code	C an..3	R	*	1 = Sub-line information
1082 Line item identifier	C an..6	R		
1222 Configuration level number	C n..2	N		
7083 Configuration operation code	C an..3	N		

Segment Notes:
This segment is used to identify a product for which consumption or qualitative information is being provided. If Global Trade Item Numbers are available it is mandatory to use GTIN within the LIN segment.

Example:
LIN+1++4000862141404:SRV'

Dependency Notes:
C829 is only used when sub-lines are required.
FOR A COMPLETE DESCRIPTION ON THE USAGE OF SUB-LINES PLEASE REFER TO PART I, SECTION 4.10.

5. Segments Layout

Segment number: 19

SG5	- M	99999 - NAD-SG6			
SG6	- M	99999 - LOC-DTM-SG7-SG8-SG9			
SG9	- C	99999 - LIN-PIA-IMD-PRI-NAD-MOA-SG10-SG11			
PIA	- C	9 - Additional product id			
Function:					
To specify additional or substitutional item identification codes.					
		EDIFACT	GS1	*	Description
4347	Product identifier code qualifier	M an..3	M	*	1 = Additional identification 5 = Product identification Product Id function coded has the following restricted coded functions: 1 - Additional Identification - To provide an additional identity for the product identified in the LIN segment. The additional identification can consist of : A supplemental identification which provides more information complementary to the GTIN provided in the LIN segment, e.g. a batch number, promotional variant number, product group number, etc. 5 - Product Identification - To provide the primary product identification code when no GTIN has been provided in the LIN segment.
C212	ITEM NUMBER IDENTIFICATION	M	M		
7140	Item identifier	C an..35	R		
7143	Item type identification code	C an..3	R		MF = Manufacturer's (producer's) article number SA = Supplier's article number SRV = GS1 Global Trade Item Number
1131	Code list identification code	C an..17	O		
3055	Code list responsible agency code	C an..3	D		9 = GS1
C212	ITEM NUMBER IDENTIFICATION	C	O		
7140	Item identifier	C an..35	R		
7143	Item type identification code	C an..3	R		
1131	Code list identification code	C an..17	O		
3055	Code list responsible agency code	C an..3	D		
C212	ITEM NUMBER IDENTIFICATION	C	O		
7140	Item identifier	C an..35	R		
7143	Item type identification code	C an..3	R		
1131	Code list identification code	C an..17	O		
3055	Code list responsible agency code	C an..3	D		
C212	ITEM NUMBER IDENTIFICATION	C	O		
7140	Item identifier	C an..35	R		

5. Segments Layout

Segment number: 19

		EDIFACT	GS1	*	Description
7143	Item type identification code	C an..3	R		
1131	Code list identification code	C an..17	O		
3055	Code list responsible agency code	C an..3	D		
C212	ITEM NUMBER IDENTIFICATION	C	O		
7140	Item identifier	C an..35	R		
7143	Item type identification code	C an..3	R		
1131	Code list identification code	C an..17	O		
3055	Code list responsible agency code	C an..3	D		

Segment Notes:

This segment is used to specify additional or substitutional item identification codes such as a buyer's or supplier's item number.

Examples:

PIA+1+ABC5343:MF'

In this example the PIA segment is used to provide an additional identification to the GTIN provided in the LIN segment. The GTIN 4000862141404 provided in the LIN segment refers to the manufacturers article number ABC5343.

PIA+5+2209953C001L:AC'

This example details the HIBC code 2209953C001L which is provided as the primary product code because no GTIN was provided in the LIN segment.

5. Segments Layout

Segment number: 20

SG5	- M	99999 - NAD-SG6
SG6	- M	99999 - LOC-DTM-SG7-SG8-SG9
SG9	- C	99999 - LIN-PIA-IMD-PRI-NAD-MOA-SG10-SG11
IMD	- C	9 - Item description

Function:
To describe an item in either an industry or free format.

	EDIFACT	GS1	*	Description
7077 Description format code	C an..3	O		C = Code (from industry code list) F = Free-form S = Structured (from industry code list) B = Code and text
C272 ITEM CHARACTERISTIC	C	O		
7081 Item characteristic code	C an..3	R		
1131 Code list identification code	C an..17	O		
3055 Code list responsible agency code	C an..3	D	*	9 = GS1 Must be used if DE7081 contains an GS1 code.
C273 ITEM DESCRIPTION	C	A		
7009 Item description code	C an..17	O		CU = Consumer unit (GS1 Permanent Code) TU = Traded unit (GS1 Permanent Code)
1131 Code list identification code	C an..17	O		
3055 Code list responsible agency code	C an..3	D		9 = GS1 91 = Assigned by supplier or supplier's agent 92 = Assigned by buyer or buyer's agent
7008 Item description	C an..256	O		
7008 Item description	C an..256	O		
3453 Language name code	C an..3	O		
7383 Surface or layer code	C an..3	N		

Segment Notes:
This segment is used to describe the current line item.
It is recommended that this segment only be used for coded descriptions. Data element 7008 in clear text should only be used when no product code is available or when free-form descriptions are required by trading partners.

Example:
IMD+C++TU::9'
IMD+F++:::GRADE A PETROLEUM'

5. Segments Layout

Segment number: 21

SG5	- M	99999 - NAD-SG6
SG6	- M	99999 - LOC-DTM-SG7-SG8-SG9
SG9	- C	99999 - LIN-PIA-IMD-PRI-NAD-MOA-SG10-SG11
PRI	- C	9 - Price details

Function:
To specify price information.

		EDIFACT	GS1	*	Description
C509	PRICE INFORMATION	C	R		
5125	Price code qualifier	M an..3	M		INF = Information
5118	Price amount	C n..15	R		
5375	Price type code	C an..3	O		CA = Catalogue CT = Contract
5387	Price specification code	C an..3	O		NTP = Net unit price
5284	Unit price basis value	C n..9	D		
6411	Measurement unit code	C an..3	D		KGM = kilogram
5213	Sub-line item price change operation code	C an..3	N		

Segment Notes:
This segment specifies pricing information relevant to the current line item.

Example:
PRI+INF:14.50:CA:NTP'
Net unit price of 14.50 (excluding tax) is an information price and includes all allowances and charges.

Dependency Notes:
Data elements 5284 and 6411 are only used to indicate that the price is for a variable quantity product.

5. Segments Layout

Segment number: 22

SG5	- M	99999 - NAD-SG6
SG6	- M	99999 - LOC-DTM-SG7-SG8-SG9
SG9	- C	99999 - LIN-PIA-IMD-PRI-NAD-MOA-SG10-SG11
NAD	- C	9 - Name and address

Function:

To specify the name/address and their related function, either by C082 only and/or unstructured by C058 or structured by C080 thru 3207.

		EDIFACT	GS1	*	Description
3035	Party function code qualifier	M an..3	M		AP = Accepting party SU = Supplier The code value 'AP' should only be used to indicate the party accepting a telephone call. When this code is used the telephone number of the accepting party should be put in data element 3039. The code value 'SU' should only be used in this position of the message to identify a third party supplier, e.g. a service station supplying gasoline products. The supplier identified here does not override the supplier identified in the heading section of the message.
C082	PARTY IDENTIFICATION DETAILS	C	A		
3039	Party identifier	M an..35	M		For identification of parties it is recommended to use GLN - Format n13.
1131	Code list identification code	C an..17	N		
3055	Code list responsible agency code	C an..3	R	*	9 = GS1 91 = Assigned by supplier or supplier's agent
C058	NAME AND ADDRESS	C	O		This composite may only be used to fulfill the requirements of directive 2003/58/EC, article 4.
3124	Name and address description	M an..35	M		
3124	Name and address description	C an..35	O		
3124	Name and address description	C an..35	O		
3124	Name and address description	C an..35	O		
3124	Name and address description	C an..35	O		
C080	PARTY NAME	C	D		
3036	Party name	M an..35	M		Party Name in clear text.
3036	Party name	C an..35	O		
3036	Party name	C an..35	O		
3036	Party name	C an..35	O		
3036	Party name	C an..35	O		
3045	Party name format code	C an..3	O		
C059	STREET	C	D		
3042	Street and number or post office box identifier	M an..35	M		Building Name/Number and Street Name
3042	Street and number or post office box identifier	C an..35	O		
3042	Street and number or post office box identifier	C an..35	O		

5. Segments Layout

Segment number: 22

		EDIFACT	GS1	*	Description
3042	Street and number or post office box identifier	C an..35	O		
3164	City name	C an..35	D		City/Town name, clear text
C819	COUNTRY SUB-ENTITY DETAILS	C	D		
3229	Country sub-entity name code	C an..9	O		
1131	Code list identification code	C an..17	O		
3055	Code list responsible agency code	C an..3	O		
3228	Country sub-entity name	C an..70	O		County/State, clear text.
3251	Postal identification code	C an..17	D		Postal Code
3207	Country name code	C an..3	D		ISO 3166 two alpha code

Segment Notes:

This segment is used to identify parties related to the current product or service, e.g. the seller (service station) of gasoline products, the party which accepts or receives a telephone call.

Example:

NAD+SU+5411111123550::9'

Dependency Notes:

The following composites and data elements are only used when a coded name and address can not be used.

The affected composites and data elements are as follows:

C080 - C059 - 3164 - C819 - 3251 - 3207

5. Segments Layout

Segment number: 23

SG5	- M	99999 - NAD-SG6
SG6	- M	99999 - LOC-DTM-SG7-SG8-SG9
SG9	- C	99999 - LIN-PIA-IMD-PRI-NAD-MOA-SG10-SG11
MOA	- C	9 - Monetary amount

Function:
To specify a monetary amount.

	EDIFACT	GS1	*	Description
C516 MONETARY AMOUNT	M	M		
5025 Monetary amount type code qualifier	Man..3	M	*	203 = Line item amount
5004 Monetary amount	C n..35	R		
6345 Currency identification code	C an..3	D		
6343 Currency type code qualifier	C an..3	D	*	3 = Home currency 14 = Supplier currency Code value '3' in this data element is used to indicate the currency in which the party consuming the product or service will, or has been, billed. Code value '14' is used to identify the currency of the third party supplier of the goods or services.
4405 Status description code	C an..3	N		

Segment Notes:

This segment is used to specify the monetary value of the current product or service, e.g. the total cost of long distance telephone calls.

Example:
 MOA+203:50:GBP:14'
 MOA+203:75:EUR:3'
 The third party supplier line item amount for the current line item is 50 Pounds Sterling which converts into 75 Euro in the currency of the cardholder.

Dependency Notes:
 DE's 6345 and 6343: These data elements are only used when the product or services has been supplied in one currency and will be billed in the home currency of the party receiving the goods or services.

5. Segments Layout

Segment number: 24

SG5	- M	99999 - NAD-SG6
SG6	- M	99999 - LOC-DTM-SG7-SG8-SG9
SG9	- C	99999 - LIN-PIA-IMD-PRI-NAD-MOA-SG10-SG11
SG10	- M	9999 - QTY-DTM
QTY	- M	1 - Quantity

Function:
To specify a pertinent quantity.

		EDIFACT	GS1	*	Description
C186	QUANTITY DETAILS	M	M		
6063	Quantity type code qualifier	M an..3	M		46 = Delivered quantity 47 = Invoiced quantity 74 = Latest cumulative quantity 79 = Previous cumulative quantity 99 = Estimated quantity 191 = Adjustment to inventory quantity
6060	Quantity	M an..35	M		
6411	Measurement unit code	C an..3	D		KWT = kilowatt KVA = kilovolt - ampere This DE is only used if the current line item is of variable quantity.

Segment Notes:
This segment is used to specify quantities related to the current line item.

Example:
QTY+74:15000:KWT'

5. Segments Layout

Segment number: 25

SG5	- M	99999 - NAD-SG6
SG6	- M	99999 - LOC-DTM-SG7-SG8-SG9
SG9	- C	99999 - LIN-PIA-IMD-PRI-NAD-MOA-SG10-SG11
SG10	- M	9999 - QTY-DTM
DTM	- C	9 - Date/time/period

Function:
To specify date, and/or time, or period.

		EDIFACT	GS1	*	Description
C507	DATE/TIME/PERIOD	M	M		
2005	Date or time or period function code qualifier	M an..3	M	*	263 = Invoicing period 273 = Validity period 356 = Sales date, and or time, and or period 367 = Previous meter reading date 368 = Latest meter reading date 44E = Connection date/time (GS1 Temporary Code) 45E = Disconnection date/time (GS1 Temporary Code) Codes 44E and 45E should only be used to indicate the date/time of connection and disconnect of a telephone call.
2380	Date or time or period value	C an..35	R		
2379	Date or time or period format code	C an..3	R		204 = CCYYMMDDHHMMSS 719 = CCYYMMDDHHMM-CCYYMMDDHHMM

Segment Notes:
This segment is used to specify any dates and or times related to the quantity specified in the previous QTY segment.

Example:
DTM+367:20020102:102'

5. Segments Layout

Segment number: 26

SG5	- M	99999 - NAD-SG6
SG6	- M	99999 - LOC-DTM-SG7-SG8-SG9
SG9	- C	99999 - LIN-PIA-IMD-PRI-NAD-MOA-SG10-SG11
SG11	- C	99 - CCI-MEA-DTM
CCI	- M	1 - Characteristic/class id

Function:
To identify and describe a specific characteristic and its relevance for subsequent business processes.

	EDIFACT	GS1	*	Description
7059 Class type code	C an..3	O		8 = Meter 11 = Product
C502 MEASUREMENT DETAILS	C	N		
6313 Measured attribute code	C an..3	O		
6321 Measurement significance code	C an..3			
6155 Non-discrete measurement name code	C an..17			
6154 Non-discrete measurement name	C an..70			
C240 PRODUCT CHARACTERISTIC	C	O		
7037 Characteristic description code	Man..17	M		This data element is used to identify the characteristics of the current line item/meter in coded form. As no EDIFACT code list exists for this data element codes should be allocated depending on the requirements of the user. Should it not be possible to provide a user code in this data element and a free form characteristic description is used in data element 7036, then it is recommended that the code value 'ZZZ' be put in data element 7037 (which is mandatory). ZZZ = Mutually defined (GS1 Permanent Code)
1131 Code list identification code	C an..17	O		
3055 Code list responsible agency code	C an..3	D		91 = Assigned by supplier or supplier's agent 92 = Assigned by buyer or buyer's agent 60 = Assigned by national trade agency
7036 Characteristic description	C an..35	O		This data element is used to provide free form text characteristics for use where no coded values exist in data element 7037.
7036 Characteristic description	C an..35	O		
4051 Characteristic relevance code	C an..3	N		

Segment Notes:
This segment is used to specify the characteristics of the current line item, the currently identified meter or product supplied on the meter.

Example:
CCI+11++82::91'

This example indicates for the gas industry that the characteristic being identified for the product is calorific value through the use of the supplier assigned code value 82.

5. Segments Layout

Segment number: 26

CCI+8++ZZZ::91:COIN METER TYPE X-14'

This example indicates the characteristic of the meter in free text form because no code value exists.

5. Segments Layout

Segment number: 27

SG5	- M	99999 - NAD-SG6			
SG6	- M	99999 - LOC-DTM-SG7-SG8-SG9			
SG9	- C	99999 - LIN-PIA-IMD-PRI-NAD-MOA-SG10-SG11			
SG11	- C	99 - CCI-MEA-DTM			
MEA	- C	99 - Measurements			
Function:					
To specify physical measurements, including dimension tolerances, weights and counts.					
		EDIFACT	GS1	*	Description
6311	Measurement purpose code qualifier	M an..3	M		SV = Specification value CT = Counts DV = Discrete measurement value VO = Observed value (GS1 Temporary Code) VT = True value (GS1 Temporary Code)
C502	MEASUREMENT DETAILS	C	O		
6313	Measured attribute code	C an..3	A		AAP = Voltage AAQ = Power consumption AAR = Heat dissipation AAY = Water content ABJ = Volume TC = Temperature ZWA = Waste content
6321	Measurement significance code	C an..3	O		3 = Approximately 4 = Equal to
6155	Non-discrete measurement name code	C an..17	O		
6154	Non-discrete measurement name	C an..70	N		
C174	VALUE/RANGE	C	R		
6411	Measurement unit code	M an..3	M		GV = gigajoule GLI = gallon (UK) GWH = gigawatt hour KHZ = kilohertz KJO = kilojoule KVT = kilovolt KWH = kilowatt hour VLT = volt CMT = centimetre MTQ = cubic metre H87 = Piece E10 = Degree day E11 = Gigacalorie JM = Megajoule per cubic metre
6314	Measurement value	C an..18	O		
6162	Range minimum value	C n..18	O		
6152	Range maximum value	C n..18	O		
6432	Significant digits quantity	C n..2	O		
7383	Surface or layer code	C an..3	N		
Segment Notes:					

5. Segments Layout

Segment number: 27

This segment is used to specify any measurements related to the currently identified product characteristic class and to provide measurements relevant to the characteristics provided for all the reported services (products) in one location.

Example:

MEA+SV+AAP+VLT:2000'

MEA+VO+ABJ+MTQ:12'

5. Segments Layout

Segment number: 28

SG5	- M	99999 - NAD-SG6
SG6	- M	99999 - LOC-DTM-SG7-SG8-SG9
SG9	- C	99999 - LIN-PIA-IMD-PRI-NAD-MOA-SG10-SG11
SG11	- C	99 - CCI-MEA-DTM
DTM	- C	9 - Date/time/period

Function:				
To specify date, and/or time, or period.				
		EDIFACT	GS1	* Description
C507	DATE/TIME/PERIOD	M	M	
2005	Date or time or period function code qualifier	M an..3	M	7 = Effective date/time 273 = Validity period 7 = Effective date/time 18 = Installation date/time/period 94 = Production/manufacture date
2380	Date or time or period value	C an..35	R	
2379	Date or time or period format code	C an..3	R	102 = CCYYMMDD 203 = CCYYMMDDHHMM 718 = CCYYMMDD-CCYYMMDD

Segment Notes:				
This segment is used to specify any dates and or times related to the measurements or meter characteristics specified in the current line item characteristics.				
Example:				
DTM+7:20020102:102'				
DTM+18:20020115:102'				

5. Segments Layout

Segment number: 29

CNT - C 99 - Control total				
Function: To provide control total.				
	EDIFACT	GS1	*	Description
C270 CONTROL	M	M		
6069 Control total type code qualifier	Man..3	M	*	31E = Number of premises (GS1 CTemporary ode) 36E = Number of meters (GS1 Temporary Code)
6066 Control total value	Mn..18	M		When using code '31E' this figure is calculated by counting the total number of NAD segments in segment group 5. When using code '36E' this figure is calculated by counting the total number of meters in segment group 6.
6411 Measurement unit code	C an..3	O		
Segment Notes: This is used to provide message control information for checking on the message receivers in-house system. Example: CNT+36E:45'				

5. Segments Layout

Segment number: 30

UNT - M 1 - Message trailer				
Function: To end and check the completeness of a message.				
	EDIFACT	GS1	*	Description
0074	Number of segments in the message	M n..6	M	The total number of segments in the message is detailed here.
0062	Message reference number	M an..14	M	The message reference numbered detailed here should equal the one specified in the UNH segment.
Segment Notes: This segment is a mandatory UN/EDIFACT segment. It must always be the last segment in the message. Example: UNT+37+1'				

6. Examples

Example 1 - Gas

The following is an example of a Metered Services Consumption Report message sent from a supplier identified by GLN 5098765111111 to a buyer identified by GLN 5471615111118. The message was generated on the 2nd of January 2002 and has the identity number 8552. Two premises to which the consumption applies to are identified by GLNs 5071615222229 and 5071615333338.

Premise 1

Three meters within premise 1 are identified by GLNs 5098765222220, 5098765333339 (was fitted with an anti tamper band on the 1st of December 2001) and 5098765444448. The date on which the meters were read in these premises is identified as being the 14th of December 2001.

A product identified by GTIN 5467890102019 was measured at the first two meters. The reading at the first meter in the premises indicated consumption of 39486058.01 cubic metres for the reading period, with the total consumption to date for the meter being 2339486058.65 cubic meters. The second meter indicated consumption of 15834905.96 cubic metres for the read period and a total to date of 4515834905.08 cubic metres.

The third meter measured, for the reading period, consumption of 233433.42 cubic metres for the product identified by GTIN 5467890102040. No cumulative reading is provided for this meter. The calorific value of the consumption is indicated as being 91431.782 gigajoules.

Premise 2

Two meters within premise 2 are identified by GLNs 5098765999993 and 5098765888884. The date on which both meters were read is specified as being the 18th of December 2001.

A product identified by GTIN 5467890102019 was measured at both of the meters. The reading at the first meter in the premises indicated consumption of 566058.40 cubic metres for the reading period, with the total consumption to date for the meter being 39644158.80 cubic meters. The second meter indicated consumption of 58905.41 cubic metres for the read period and a total to date of 583905.48 cubic metres.

UNH+1+MSCONS:D:01B:UN:EAN004'	Message header
BGM+99E::9+8552+9'	Metered services consumption report number 8552
DTM+137:20020102:102'	Message date 2nd January 2002
NAD+SU+5098765111111::9'	Supplier identified by GLN 5098765111111
NAD+BY+5471615111118::9'	Buyer identified by GLN 5471615111118
UNS+D'	Separation between the header section and the detail section
NAD+DP+5071615222229::9'	Delivery party identified by GLN 5071615222229
LOC+17E+5098765222220::9'	Location of the meter using GLN 5098765222220
DTM+368:20011214:102'	Latest meter reading day 14th December 2001
LIN+1++5467890102019:SRV'	Line item number 1 identified with GTIN 5467890102019
QTY+46:39486058.01:MTQ'	Delivered quantity 39486058.01 cubic metres
QTY+74:2339486058.65:MTQ'	Latest cumulative quantity 2339486058.65 cubic metres
LOC+17E+5098765333339::9'	Location of the meter using GLN 5098765333339
DTM+368:20011214:102'	Latest meter reading day 14th December 2001
CCI+8++1::91'	Meter characteristic (using supplier code) ANTI TAMPER BANDED

6. Examples

DTM+18:20011201:102'	Installation date 1st December 2001
LIN+2++5467890102019:SRV'	Line item number 2 identified with GTIN 5467890102019
QTY+46:15834905.96:MTQ'	Delivered quantity 15834905.96 cubic metres
QTY+74:4515834905.08:MTQ'	Latest cumulative quantity 4515834905.08 cubic metres
LOC+17E+5098765444448::9'	Location of the meter using GLN 5098765444448
DTM+368:20011214:102'	Latest meter reading day 14th December 2001
LIN+3++5467890102040:SRV'	Line item number 3 identified with GTIN 5467890102040
QTY+46:233433.42:MTQ'	Delivered quantity 233433.42 cubic metres
CCI+11++14::91'	Product characteristic (using supplier code) CALORIFIC VALUE'
MEA+SV++GJO:91431.782'	Specification value 91431.782 gigajoule
NAD+DP+5071615333338::9'	Delivery party identified by GLN 5071615333338
LOC+17E+5098765999993::9'	Location of the meter using GLN 5098765999993
DTM+368:20011218:102'	Latest meter reading day 18th December 2001
LIN+4++5467890102019:SRV'	Line item number 4 identified with GTIN 5467890102019
QTY+46:566058.40:MTQ'	Delivered quantity 566058.40 cubic metres
QTY+74:39644158.80:MTQ'	Latest cumulative quantity 39644158.80 cubic metres
LOC+17E+5098765888884::9'	Location of the meter using GLN 5098765888884
DTM+368:20011218:102'	Latest meter reading day 18th December 2001
LIN+5++5467890102019:SRV'	Line item number 5 identified with GTIN 5467890102019
QTY+46:58905.41:MTQ'	Delivered quantity 58905.41 cubic metres
QTY+74:583905.48:MTQ'	Latest cumulative quantity 583905.48 cubic metres
UNT+37+1'	Total number of segments in the message equals 37

Example 2 - Telephone

The following is an example of a Metered Services Consumption Invoice Support message sent from a supplier identified by GLN 5411111123451 to a buyer identified by GLN 5412345123453. The message was generated on the 11th of January 2002 and has the identity number 95-00042.

The message provides consumption information to support an invoice sent on the 28th of December 2001 with the reference 10014. The premise to which the consumption applies to is identified by GLN 5412345111115.

Two meters (telephone numbers) are identified by GLNs 5411111123444 and 5411111123550. For the first meter local and long distance telephone services are reported and are identified by GTINs 5410738000152 and 5410738000169 respectively. The second meter reports, in addition to local and long distance calls, on international telephone calls identified by GTIN 5410738000183.

Premise	Meter	Product	Units	Price	Total
---------	-------	---------	-------	-------	-------

6. Examples

5412345111115	5411111123444	5410738000152	68	0.51	34.68
		5410738000169	21	1.08	22.68
	5411111123550	5410738000152	28	0.51	14.28
		5410738000169	8	1.08	8.64
		5410738000183	15	1.90	28.50

UNH+1+MSCONS:D:01B:UN:EAN004'	Message header
BGM+94E::9+95-00042+9'	Metered services consumption invoice support number 95-00042
DTM+137:20020111:102'	Message date 11th January 2002
NAD+SU+5411111123451::9'	Supplier identified by GLN 5411111123451
NAD+BY+5412345123453::9'	Buyer identified by GLN 5412345123453
UNS+D'	Separation between the header section and the detail section
NAD+DP+5412345111115::9'	Delivery party identified by GLN 5412345111115
LOC+17E+5411111123444::9'	Location of the meter using GLN 5411111123444
DTM+273:2001120140011231:718'	Validity period from 1st December 2001 to 31st December 2001
RFF+IV:10014'	Invoice number 10014
DTM+171:20011228:102'	Date of the invoice referenced 28th December 2001
LIN+1++5410738000152:SRV'	Line item number 1 identified with GTIN 5410738000152
PRI+INF:0.51:CT:NTP'	Information of the net unit price 0.51
MOA+203:34.68'	Line item amount 34.68
QTY+47:68'	Invoiced quantity 68
LIN+2++5410738000169:SRV'	Line item number 2 identified with GTIN 5410738000169
PRI+INF:1.08:CT:NTP'	Information of the net unit price 1.08
MOA+203:22.68'	Line item amount 22.68
QTY+47:21'	Invoiced quantity 21
LOC+17E+5411111123550::9'	Location of the meter using GLN 5411111123550
DTM+273:2001120140011231:718'	Validity period from 19th December 2001 to 31st December 2001
LIN+3++5410738000152:SRV'	Line item number 3 identified with GTIN 5410738000152
PRI+INF:0.51:CT:NTP'	Information of the net unit price 0.51

6. Examples

MOA+203:14.28'	Line item amount 14.28
QTY+47:28'	Invoiced quantity 28
LIN+4++5410738000169:SRV'	Line item number 4 identified with GTIN 5410738000169
PRI+INF:1.08:CT:NTP'	Information of the net unit price 1.08
MOA+203:8.64'	Line item amount 8.64
QTY+47:8'	Invoiced quantity 8
LIN+5++5410738000183:SRV'	Line item number 5 identified with GTIN 5410738000183
PRI+INF:1.90:CT:NTP'	Information of the net unit price 1.90
MOA+203:28.50'	Line item amount 28.50
QTY+47:15'	Invoiced quantity 15
CNT+31E:1'	Number of premises 1
CNT+36E:2'	Number of meters 2
UNT+36+1'	Total number of segments in the message equals 36

Example 3 - Charge Card for motoring

The following is an example of a Metered Services Consumption Invoice Support message sent from a supplier identified by GLN 5071615111110 to a buyer identified by GLN 5098765111111. The message was generated on the 4th of February 2002 and has the identity number 6078.

The message provides consumption information to support an invoice sent on the 4th of February 2002 with the reference AX-3255. The premise, a sales department within a firm, to which the consumption applies to is identified by GLN 5098765222220.

A charge card identified by the suppliers number CC-5523-4061 is identified as being the 'meter' being reported upon. The report is related to the consumption of two products, petroleum identified by GTIN 4000862141404 and motor oil identified by GTIN 5412345111184, at two different services stations, ESSO Ixelles and ESSO StGilles, at 10:15 on the 14th of January 2002 and at 16:45 on the 26th of January 2002 respectively.

Charge Card	Supplier	Product	Quantity	Price	Total
CC-5523-4061	ESSO Ixelles	4000862141404	40 Litres	25 per litre	1000
	ESSO StGilles	4000862141404	52 Litres	25 per litre	1300
		5412345111184	4 Litres	36 per litre	144

UNH+1+MSCONS:D:01B:UN:EAN004'	Message header
BGM+94E::9+6078+9'	Metered services consumption report number 6078
DTM+137:20020204:102'	Message date 4th February 2002
NAD+SU+5071615111110::9'	Supplier identified by GLN 5071615111110

6. Examples

NAD+BY+5098765111111::9'	Buyer identified by GLN 5098765111111
UNS+D'	Separation between the header section and the detail section
NAD+DP+5098765222220::9'	Delivery party identified by GLN 5098765222220
LOC+17E+CC-5523-4061::91'	Location of the meter using supplier internal code CC-5523-4061
DTM+263:2002010120020131:718'	Invoicing period 1st January 2002 to 31st January 2002
RFF+IV:AX-3255'	Invoice reference number AX-3255'
DTM+171:20020204:102'	Date of the invoice referenced 4th February 2002
LIN+1++4000862141404:SRV'	Line item number 1 identified with GTIN 4000862141404
PRI+INF:25:CT:NTP:1:LTR'	Information price from contract 25 per Litre
NAD+SU+++ESSO IXELLES'	Supplier Address ESSO Ixelles'
MOA+203:1000'	Line item amount 1.000
QTY+47:40'	Invoiced quantity 40
DTM+6:200201141015:718'	Sales date 14th January at 10.15
LIN+2++4000862141404:SRV'	Line item number 2 identified with GTIN 4000862141404
PRI+INF:25:CT:NTP:1:LTR'	Information price from contract 25 per Litre
NAD+SU+++ESSO ST GILLES'	Supplier address ESSO St Gilles'
MOA+203:1300'	Line item amount 1.300
QTY+47:52'	Invoiced quantity 52
DTM+6:200201461645:718'	Sales date 26th January at 16.45
LIN+3++5412345111184:SRV'	Line item number 3 identified with GTIN 5412345111184
PRI+INF:36:CT:NTP:1:LTR'	Information price from contract 36 per Litre
NAD+SU+++ESSO ST GILLES'	Supplier address ESSO St Gilles'
MOA+203:144'	Line item amount 144
QTY+47:4'	Invoiced quantity 4
DTM+6:200201461645:718'	Sales date 26th January at 16.45
CNT+31E:1'	Number of premises 1
CNT+36E:1'	Number of meters 1
UNT+32+1'	Total number of segments in the message equals 32

Note:

The EDI interchange will include the UNB..UNZ segments and, if applicable, the UNG..UNE segments. (See part 1 section 5.7).

6. Examples
